



SEWER BLOCK AND DISC



Ready-to-use wax-coated bait for control of the Brown/Norway rat (*Rattus norvegicus*). For use in and around buildings including animal houses (farm buildings), at sewage treatment plants, at recycling centres in urban environments and in sewers. For professional pest controllers, supplied with built in wire hook.

ACTIVE INGREDIENT: 0.005 % bromadiolone

PHYSICAL PROPERTIES, APPEARANCE:

APPEARANCE: wax block/disc (waxed coarse grain)
COLOUR: pink dyed
ODOUR: characteristic to paraffin
SOLUBILITY: insoluble in water
FLAMMABILITY: combustible

TOXICOLOGY

ACUTE ORAL (rat) LD₅₀ > 2 000 mg/kg b.w.
ACUTE DERMAL (rat) LD₅₀ > 2 000 mg/kg b.w.

Antidote: Vitamin K1









ADVANTAGES

- Contains second generation anticoagulant active ingredient.
- Effective rat control in humid and wet places due to its wax content.
- Hanging prevents carry away.
- Consumption can be easily determined.
- Highly effective due to delayed action.
- Coloured bait with bitter agent, Bitrex, to avoid accidental consumption by humans and domestic animals.

PRODUCT FOR PROFESSIONAL USE

STABILITY/ SHELF LIFE:
2 years from date of manufacture, if stored in original unopened packaging in a dry and cool place

PACKING:

KE-11841	 150x100 g block	 45 cartons
KS-11532	 80x200 g block	 45 cartons
KS-11533	 100x75 g disc	 60 cartons
KE-11481	 100x120 g disc	 36 cartons





SEWER BLOCK AND DISC



INSTRUCTIONS FOR USE:

Protect® Sewer Blocks/Discs are ready to use. Place and secure blocks/discs in tamper-proof, fixable bait boxes in well-protected situations inaccessible to children, non-target animals and birds, at intervals of about 5 – 10 m apart along rat runs, in hides or where rats feed. Use 75 to 200 grams per feeding point (see Use chart). Always consider the level of infestation and availability of food alternative sources. Ensure that baits are well positioned and fixed. Protect the bait from weather and from possible access by children, domestic animals, livestock and wildlife. Use the built-in wire for fixing the bait to prevent removal.

For use around buildings; bait must be placed within 50 metres of the building to be protected. It is good practice to remove or reduce the availability of other food material on which the rats can feed, in order to maximise the consumption of **Protect® Sewer Blocks/Discs**. Inspect the bait at regular, frequent intervals (e.g. every 3 – 7 days) and replenish if all or most of the bait has been eaten; replace bait that has deteriorated (e.g. if mouldy). Replace blocks until no more bait is consumed.

Note: Generally no immediate consumption can be expected because of bait shyness. If rats are present and the consumption has not begun after 2 – 3 days, re-establish the baiting point.

USE IN SEWERS, MANHOLES, SINKHOLES, GULLIES:

Protect® Sewer Blocks/Discs can be used in sewer ducts, manholes and sinkholes. Where possible (e.g. in sewer manholes) use special baiting stations. In ducts suspend the block using the supplied wire and fix it securely to the grid. The wire should be long enough for bait to remain accessible to rodents, but avoid direct contact with water.

Use chart

Place of use	Quantity per baiting point
In sewers, manholes, sinkholes	75, 200 grams
In/around buildings for control of rats	100, 120 grams
In recycling centres in urban environments	100, 120 grams

The resistance status of the target rat population should be taken into account when considering the choice of rodenticide to be used.

